

NETAS

Architect of the Digital Future

**NETAŞ Investor Presentation
Roadshow - London
May 17-18, 2017**

netas.com.tr

f NetasTR t NetasTR ▶ NetasTR
in company/netas N blog.netas.com.tr

Company Overview

Netas at a glance

50
years

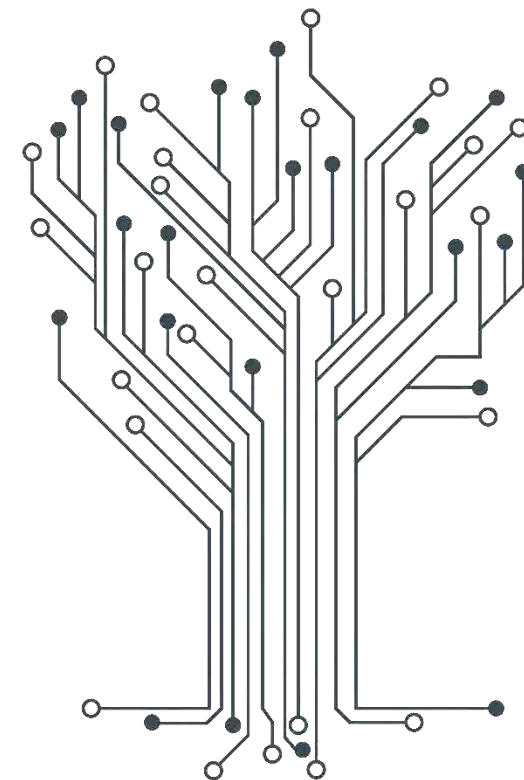
Turkey's #1 System Integrator

2016 Top 500 ICT Companies Survey –
“Systems Integrator Of The Year”



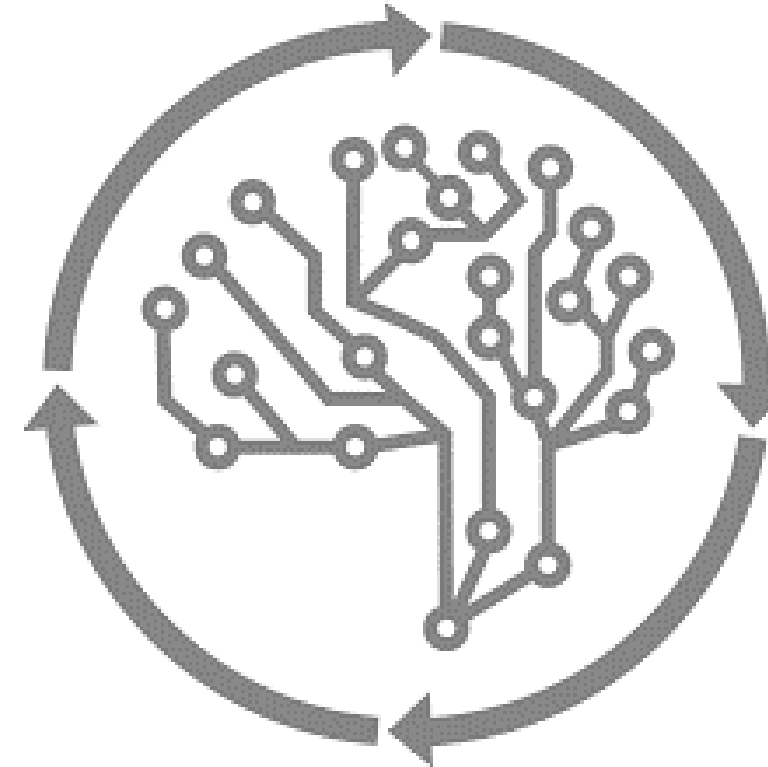
Solid R&D experience in IT sector

\$500M software exports within last 10 years
Turkey's 1st private R&D center (1973)



Strong service capacity

Ability to deliver services to all locations in 81 cities nationwide and beyond national



Regional Hub

Poised to act as «Regional Hub» for ICT markets across North Africa, Middle East and the CIS



Accelerating Footprint

International markets including Technology segment constitute 15% of our total sales revenue



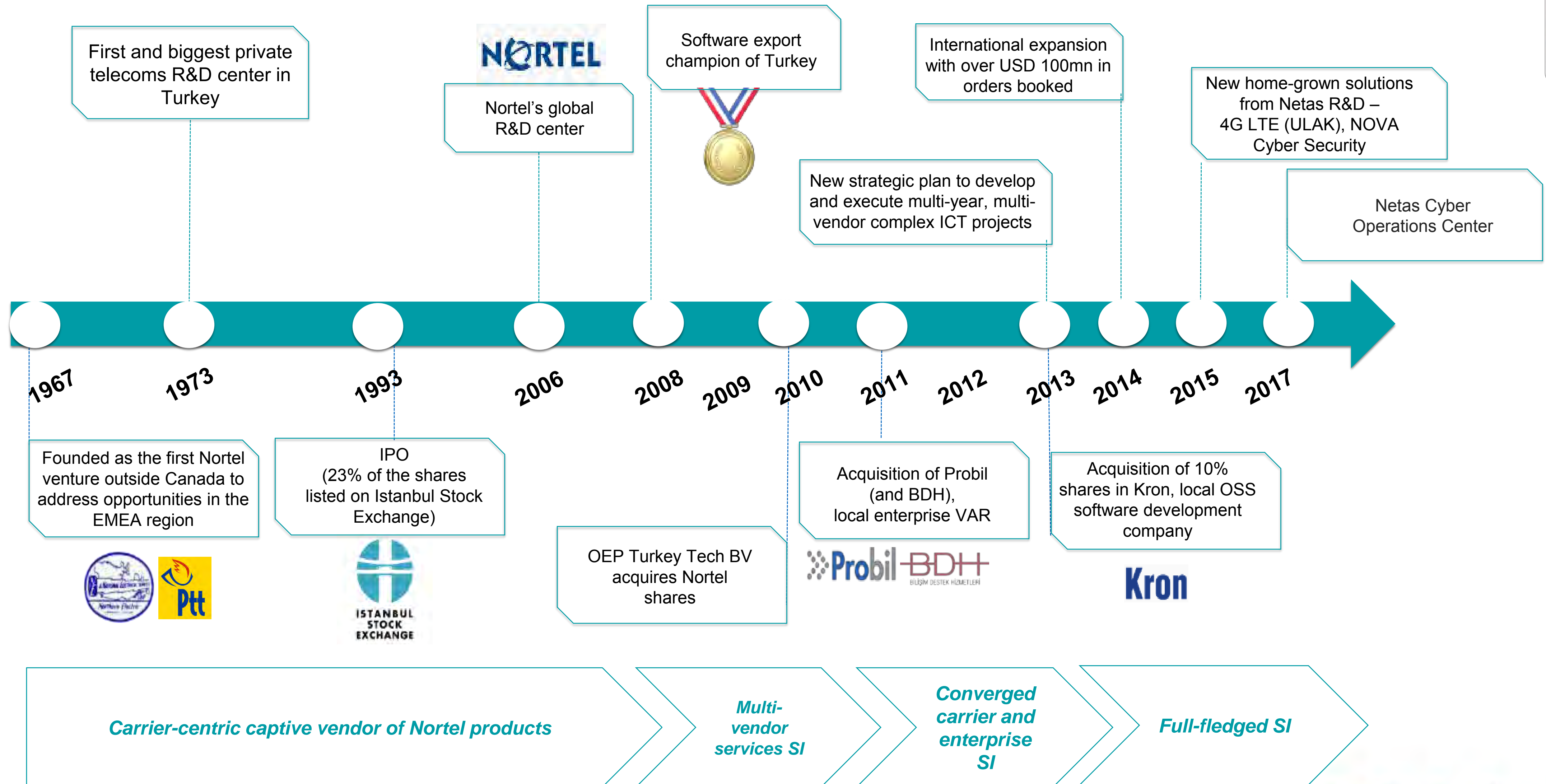
NETAS

History

50
years

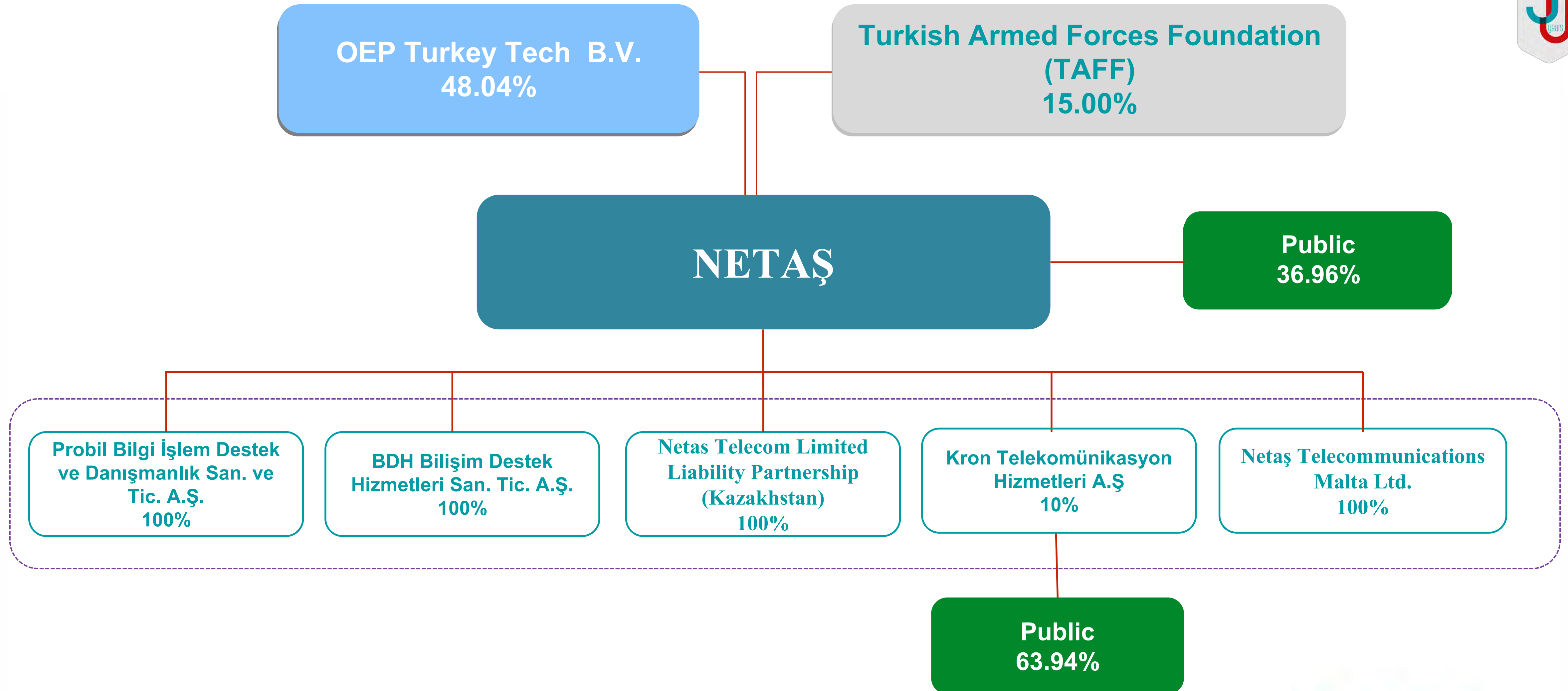
Operational

Corporate



NETAS

Ownership Structure




Business Focus Area

50
years

End to end SI

- ✓ Full solution sales with services attached
- ✓ Technology consultancy



Complex multi-year multi-million dollar transformation projects delivered

Tailored for customers

Services

- ✓ Managed Services
- ✓ Deployment and I&C
- ✓ Support/Maintenance
- ✓ Warranty, repair



Servicing customers across Turkey and the Region as per SLA's and high quality standards

Widespread & Reliable

Innovation

- ✓ Own Products & Solutions
- ✓ Custom Software & Application
- ✓ Homegrown 4G LTE solution




Constant innovation & championship in patent applications – applied for 220 patents in the last 3 years

700+ R&D engineers

Manufacturing

- ✓ Telco hardware – firmware – software production in niche verticals
- ✓ Repair center



Development of Hardware & software and customized products in 10K sqm facility

As per global standards

NETAS

International Markets

Technology Exports to 50 customers in 70 cities

50
years

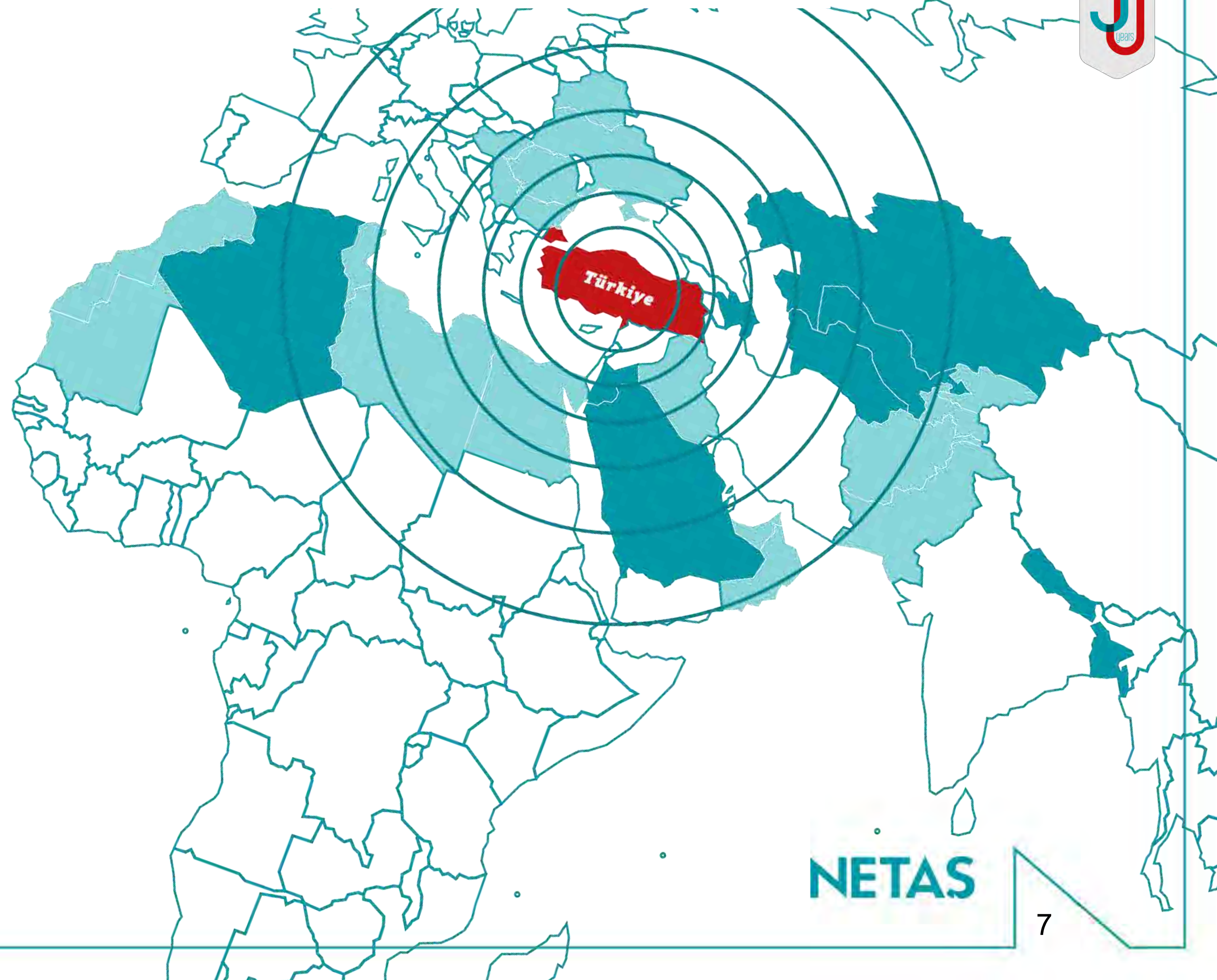
**Reputable and trusted
brand in the region**

Main Territories

North Africa,
Turkic Republics
and Asia Pacific

Major Projects

- Significant projects with government entities, mobile operators and enterprises in Algeria
- Optic infrastructure deployment in Bangladesh
- IP infrastructure solutions provided to telecom operators in Kazakhstan, Uzbekistan, ...
- Data center and next generation technology solutions & services project at Africa's #1 oil and gas company



Strong R&D Technology Know-how



Commercial and Academic R&D Output



368%

patent
applications
Growth in the last
3 years



\$500M

software exports
in the last
10 years

Technology Know-how

Cyber Security

Internet of Things


Multimedia

Mobile Broadband (4.5/5G)

**Defense Communication
Solutions**

Application Development

Competent Workforce



700 +
R&D
engineers

Age
Average
33

National and International Partnerships

Vice Chairman of the Board of Celtic Plus

European Union Networld 2020 Board Member

ETSI membership / oneM2M studies

5GIA Membership

4 Celtic Plus, 4 ITEA3, H2020 ongoing projects

4.5G Base Station "ULAK" Consortium

**90 collaborations with 18 Different European
Countries within the scope of European Union
Cooperation (62 institutions - 28 universities)**

NETAS

Strong R&D Technology Know-how

50
years


Recently Commercialized R&D Products



Video Communications Platform




Smart Grid Solutions



Field Management Solutions



Cyber Security Solutions



Mobile Test Automation



New Generation IoT Solutions

NETAS

Technology Ecosystem and Strategic Partnerships

50
years



SAMSUNG

AVAYA

ARBOR
NETWORKS



vmware[®]

FORTINET[®]

THALES



HITACHI

ORACLE[®]



100 +
partnerships with marquee vendors...

NETAS

Selected Smart Projects

Vertical Sector Focus

50
years

Telco



Providing services to major **telecom service providers in Turkey**. Also serving major operators in the **CIS, North Africa and Bangladesh**

Public



Preferred ICT provider to the Turkish **government & public safety ecosystem**; large share of wallet in major public ICT projects. Strong footprint outside **Turkey**, including contracts with the **Algerian Ministry of National Defense**

Finance



Addressing majority of the IT infrastructure within major **banks & financial institutions in Turkey**; 5.000 bank branches being served nationwide

Sports and Entertainment



Executed the first **smart stadium** project for Turkish Football Federation in 44 football stadiums

Energy



Designing and delivering ICT solutions for the top **energy companies**

Retail & FMCG



70% share within the ICT infrastructure of Turkey's top **conglomerates**

NETAS

Sector Focused Smart Solutions

Public Sector

Disaster and Emergency Management

Managing multiple decision support mechanisms of the government from a single interface during disaster and emergency situations



Audio - Visual Unified Solutions

Increasing the effectiveness and efficiency of the Turkish judicial system with unified communications



Digital Transformation in the Educational System

Empowering the Ministry of Education within the scope of FATİH Project by providing best-of-breed ICT infrastructure and solutions



Sector Focused Smart Solutions



Finance

Unified Communication Solutions

Turkey's biggest cloud based unified communications project deployed at one of Turkey's leading banks



Aviation and Transportation

ICT Infrastructure at Istanbul New Airport

Establishment and operation of all information and communication infrastructure of Istanbul New Airport



Energy & Utilities

Energy Solutions

Automatic counter reading systems, smart grid solutions and IT infrastructure systems



NETAS

Sector Focused Smart Solutions



Sports & Entertainment

Smart Stadiums

Smart stadium projects covering WiFi systems, stadium operation center, camera integrations, e-ticket solutions for 44 stadiums in 26 cities



Telecommunications

Network Optimization Services

Network optimization project with the leading mobile operator in Algeria



Energy

Cloud Technologies and Services Project

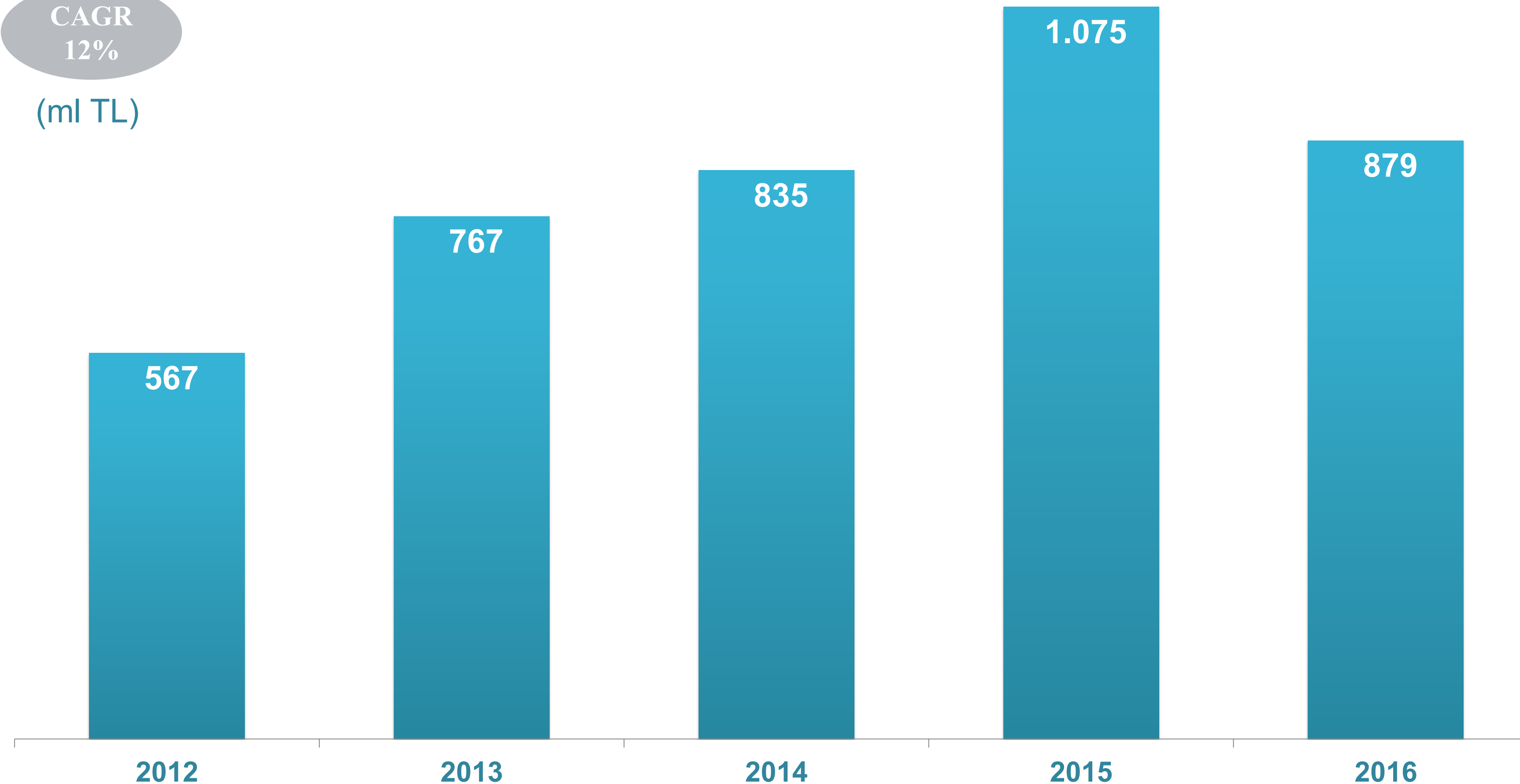
Next-generation data center solutions and related technology services to Africa's 1st, World's 11th biggest oil and gas company



Financial Review

Continued Order Booking Momentum

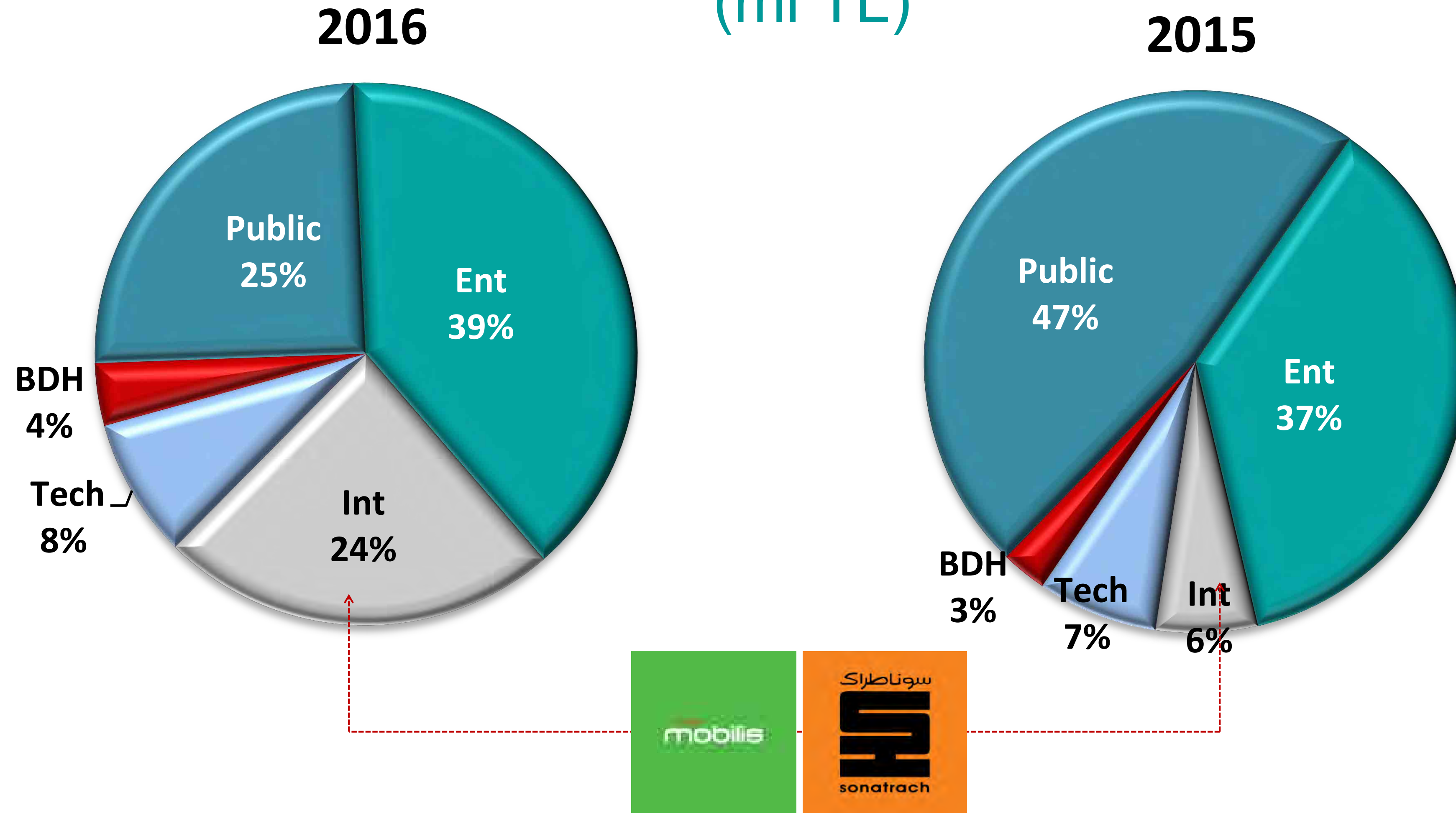
CAGR
12%
(ml TL)



Well diversified customer portfolio enabling order booking momentum

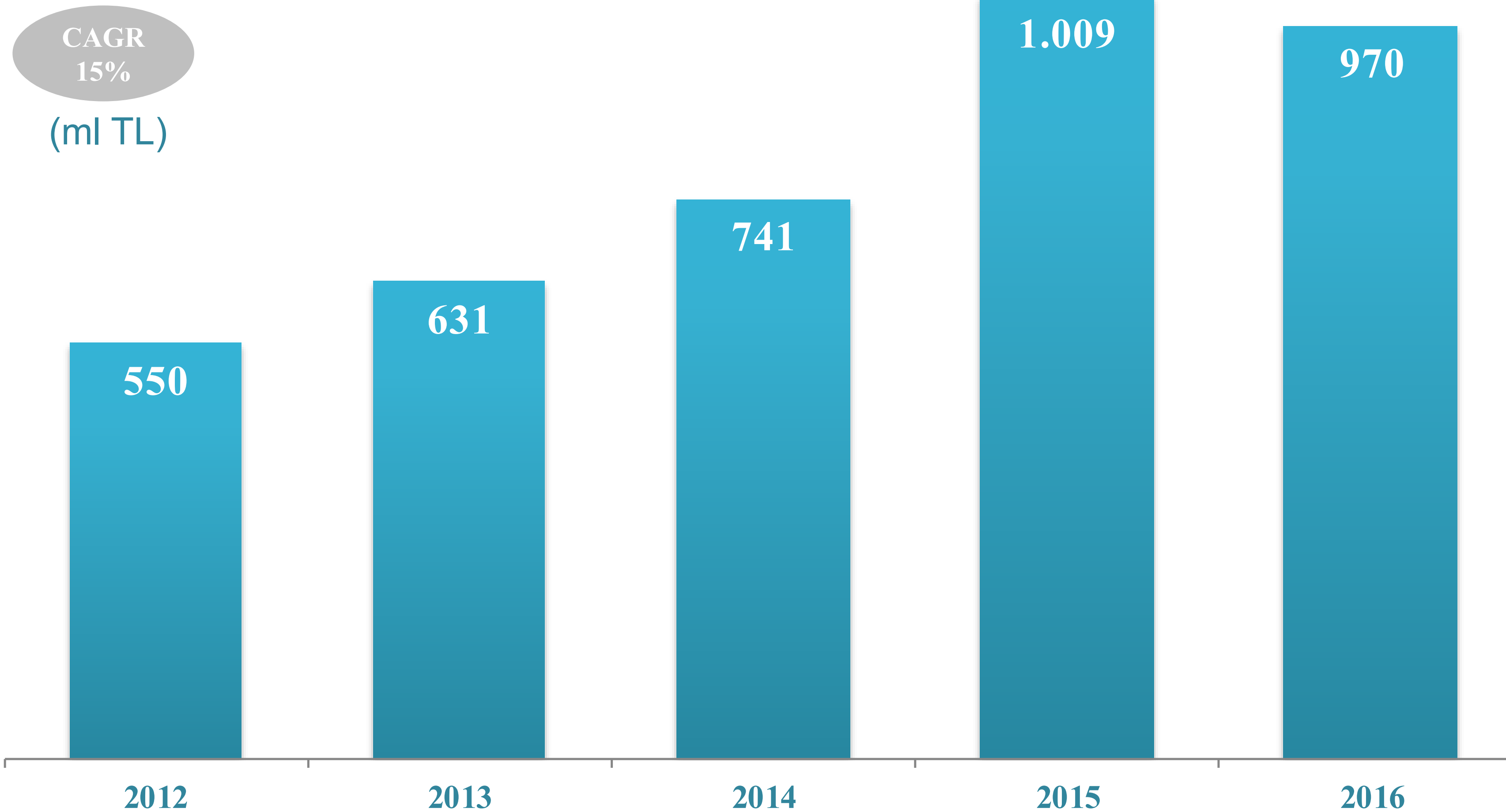
NETAS

Order Booking Breakdown (ml TL)



Significant order booking performance in international segment
by **220.3%**

Strong Revenue Growth

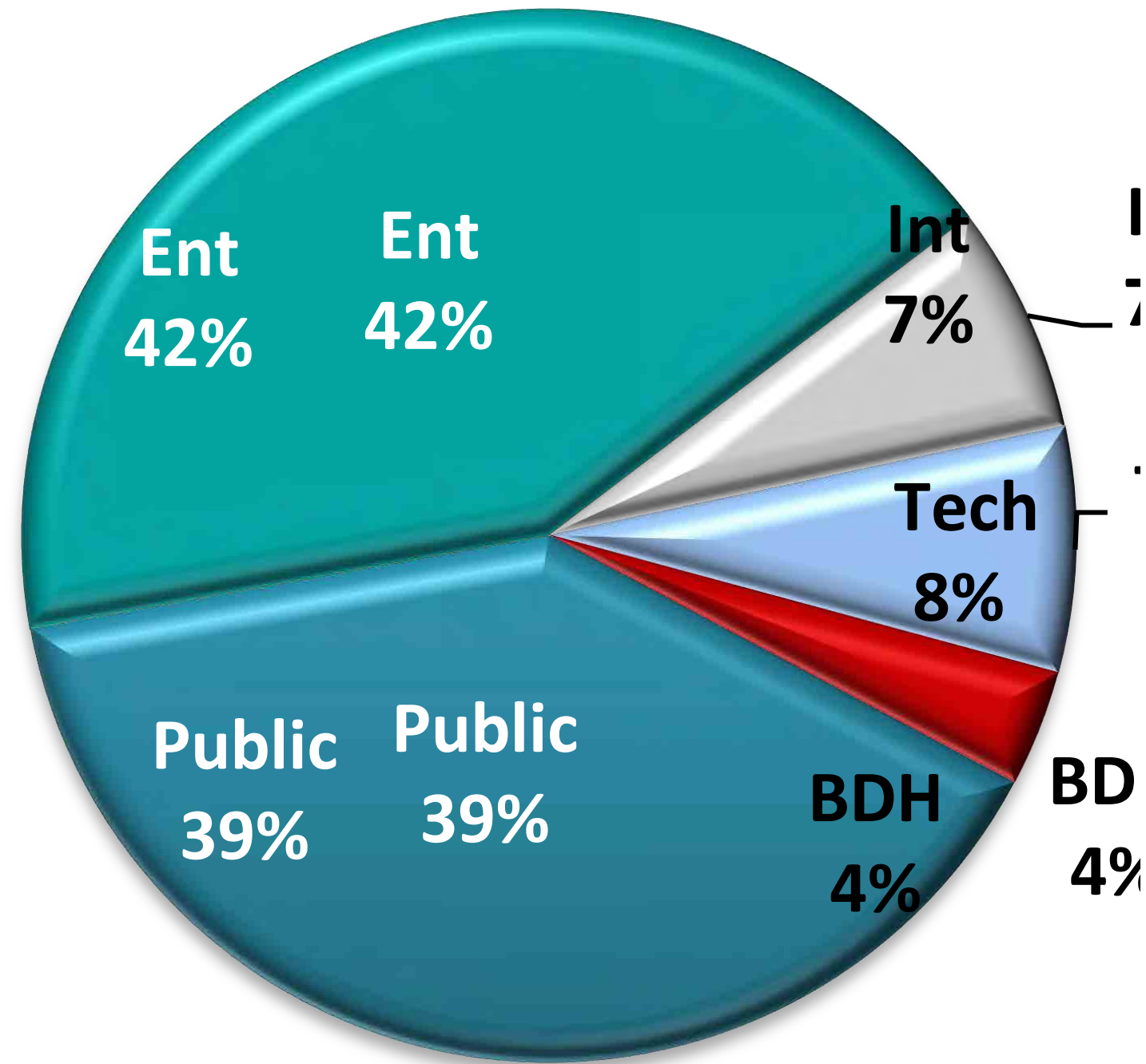


- ✓ Strong brand recognition
- ✓ Diversified business structure
- ✓ Strong backlog

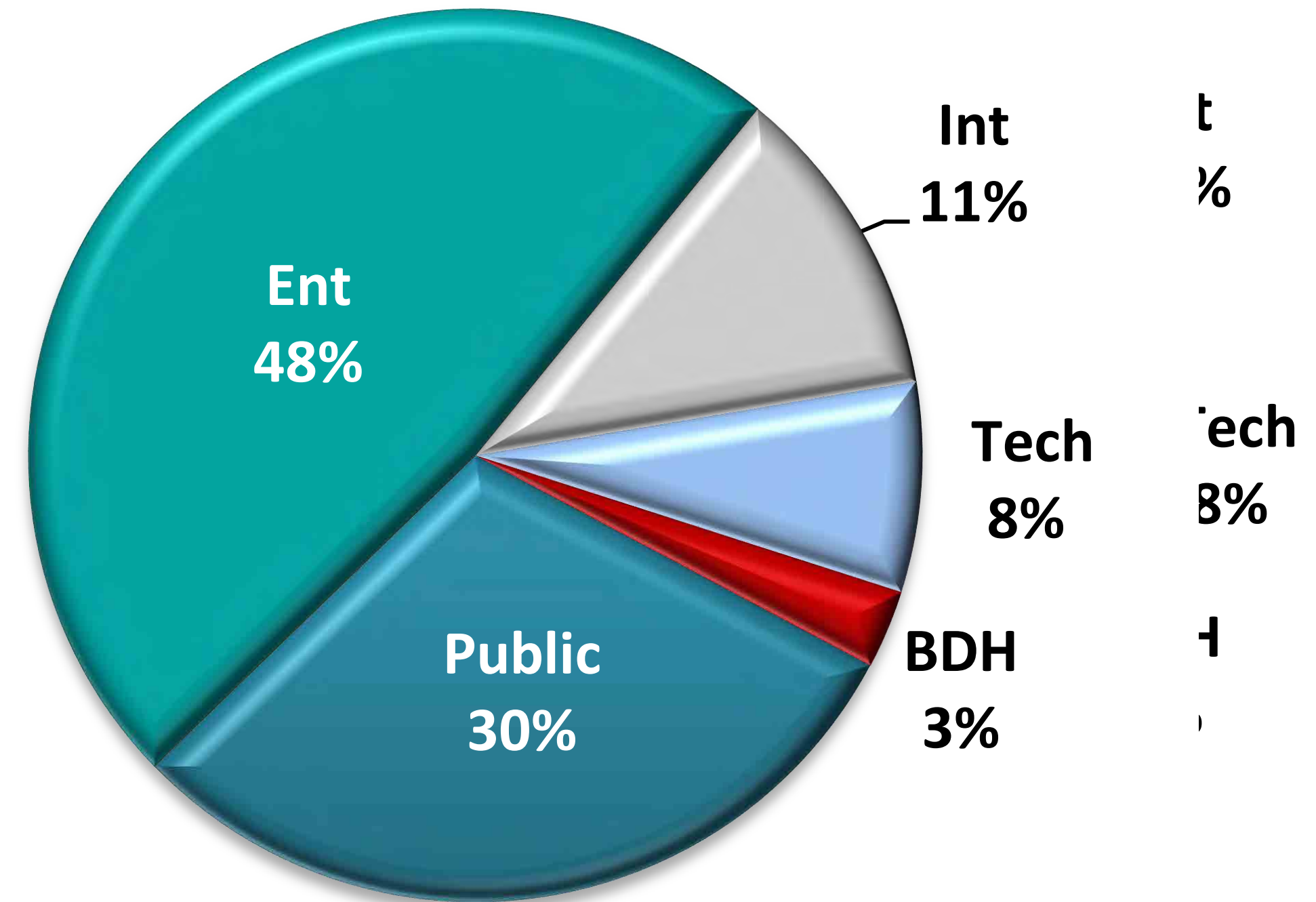
NETAS

Revenue Breakdown (ml TL)

2016 2016



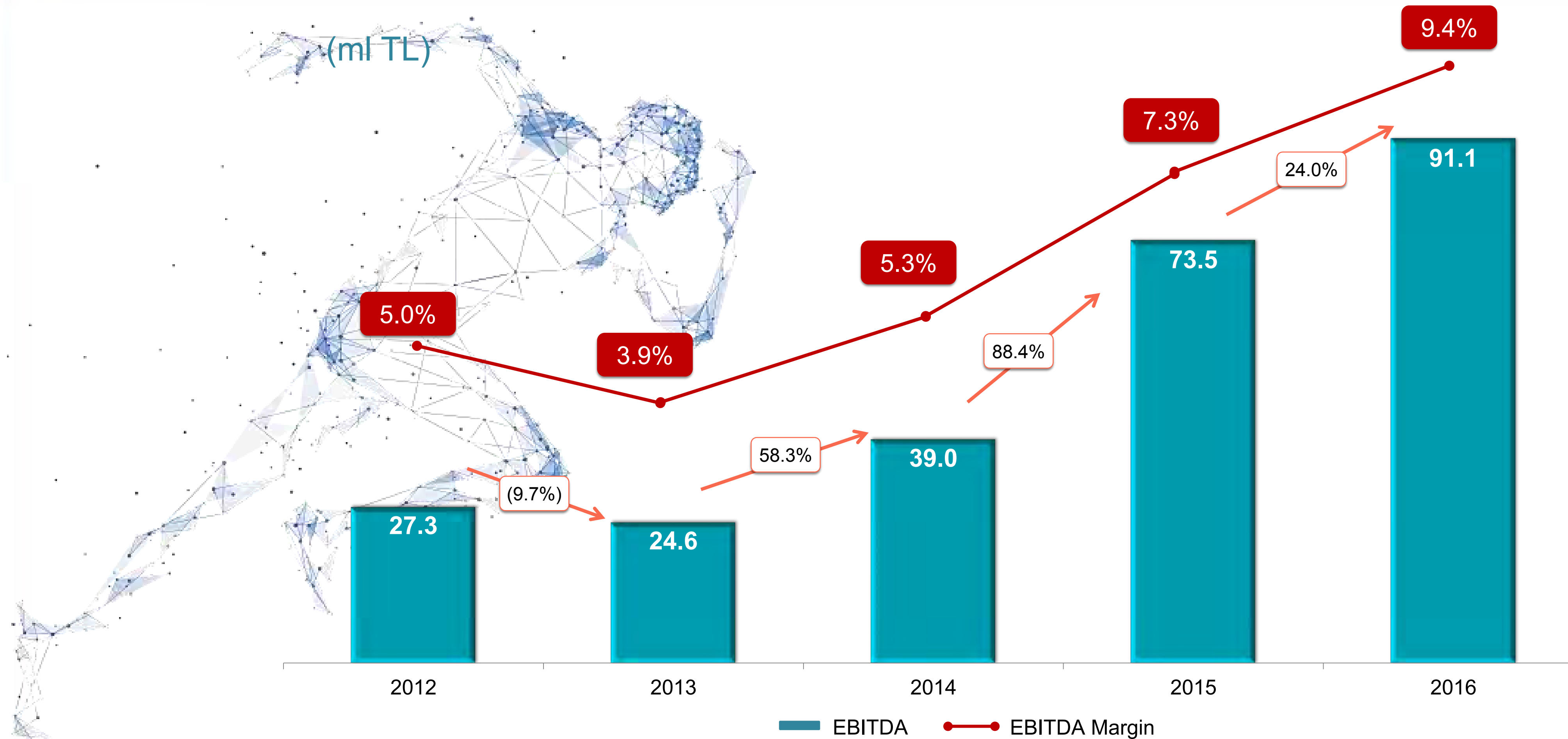
2015



- ✓ Increasing revenue performance in BDH and Public segments
- ✓ Improvement in BDH's revenue by 21%
- ✓ 85% of total revenue generated from operations in Turkey

Sustainable EBITDA Growth

50
years



Substantial EBITDA margin increase by 211 bps

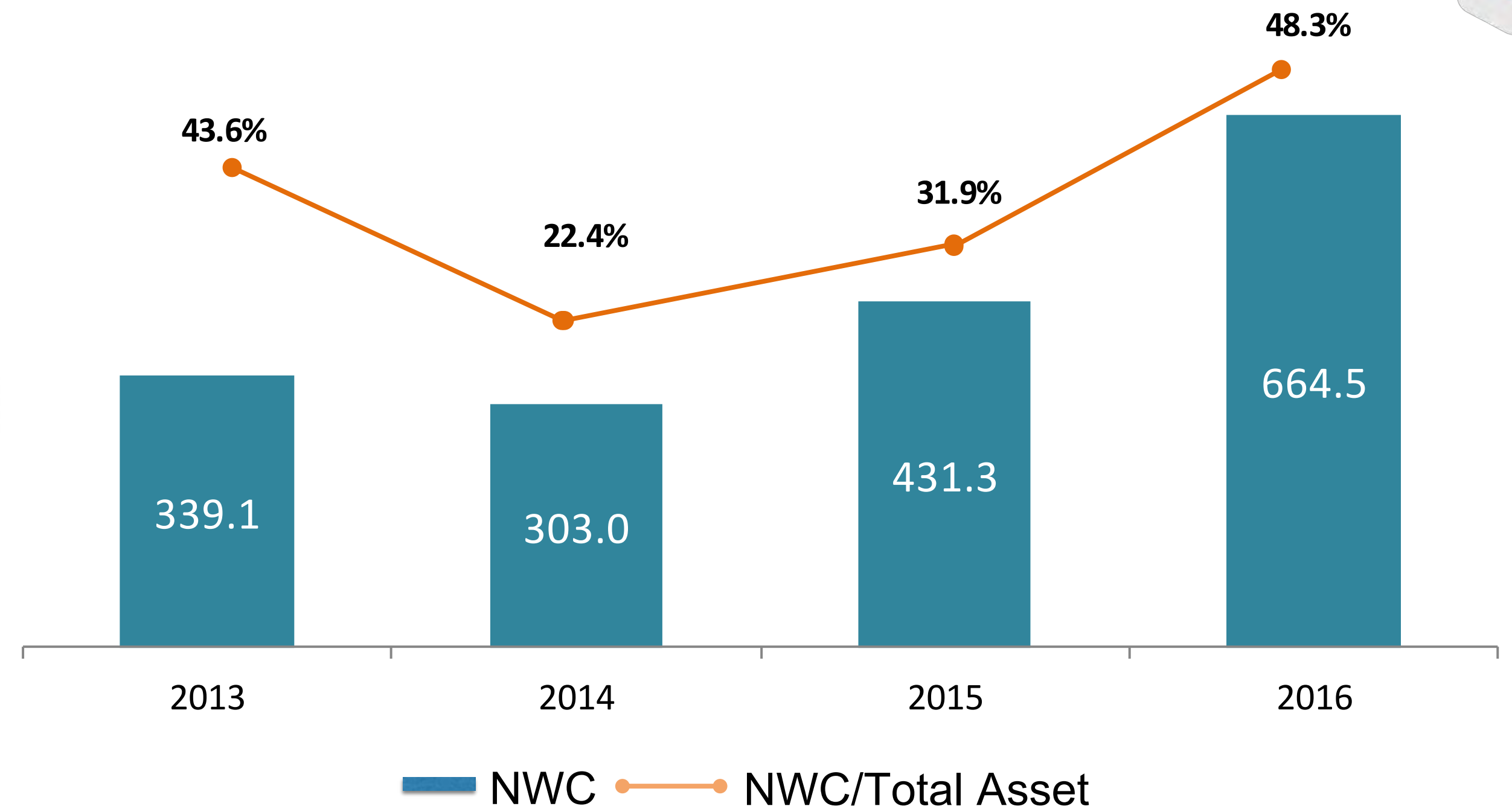
NETAS

Strong Balance Sheet

50
Years

(ml TL)	2016	2015
Cash & Cash Equivalents	115.6	226
Trade Receivables	786.3	705
Property, Plant and Equipment	40.2	40.
Financial Investments	1.9	0.9
Intangible Assets	105.9	90.
Total Assets	1,375.5	1,35
Trade Payables	242.4	362
Total Equity	549.7	437
Total Liabilities and Shareholders' Equity	1,375.5	1,35
Current Ratio	1.4	1.3
Earnings per Share	0.2878	0.52

Net Working Capital (mlTL)



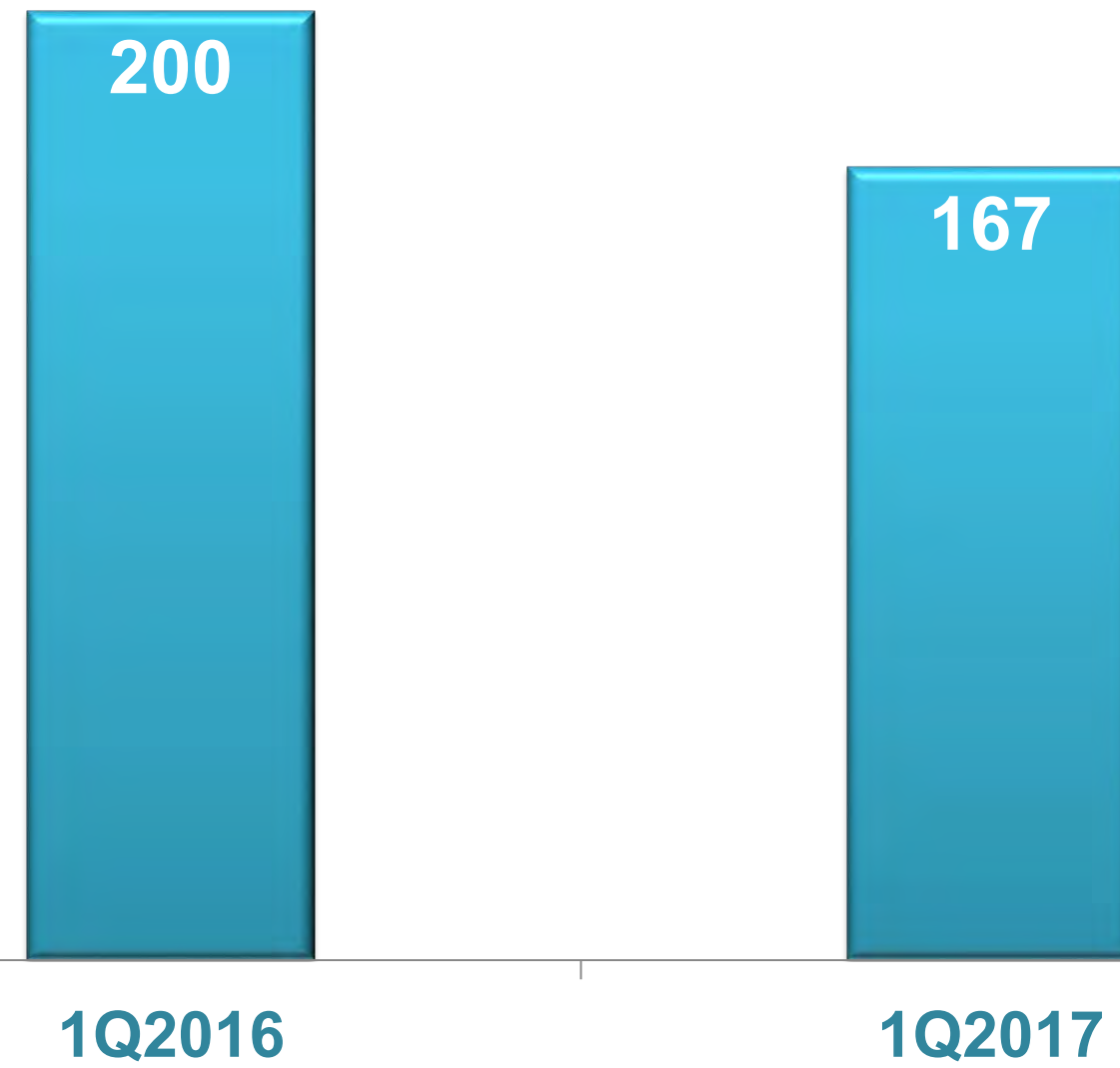
- ✓ Strong balance sheet
- ✓ Optimized capex policy
- ✓ Managing impact of F/X volatility

NETAS

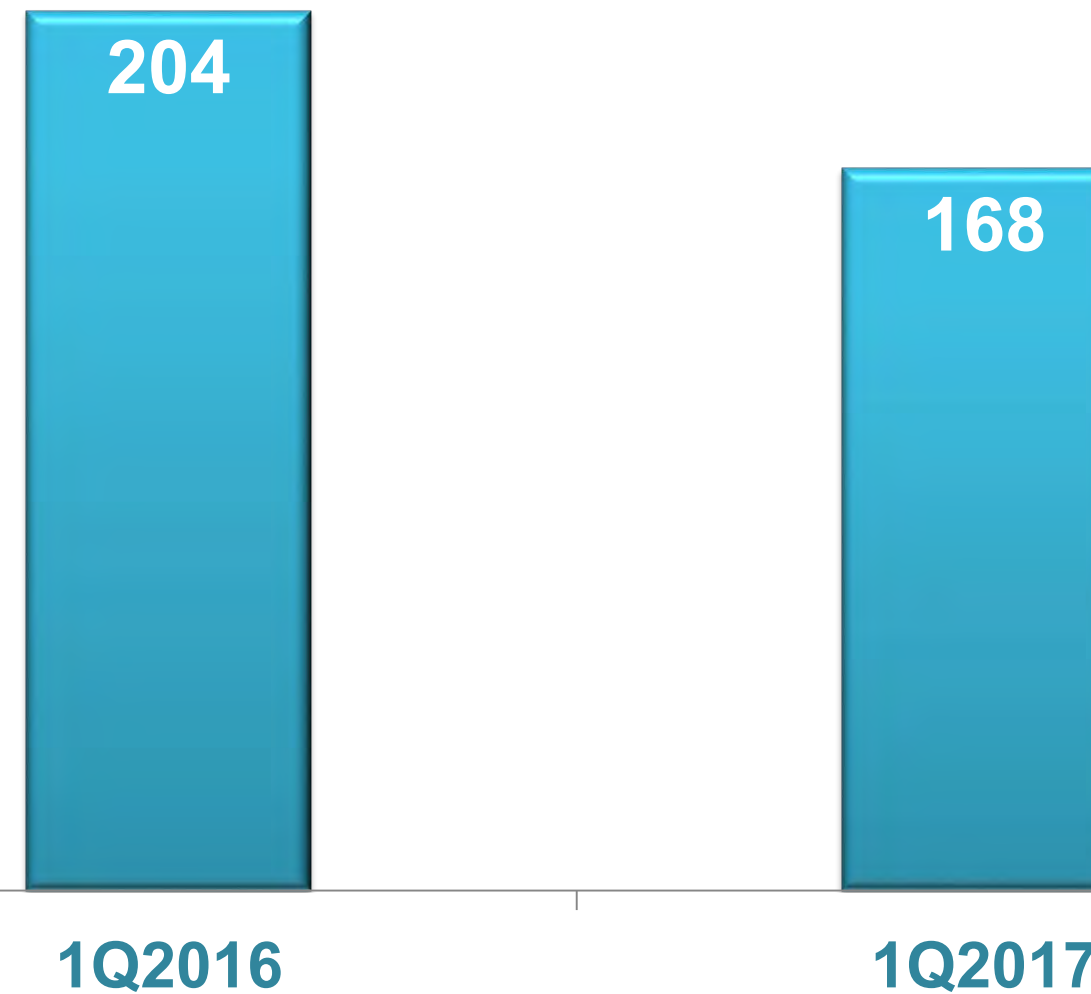
1Q2017 Results



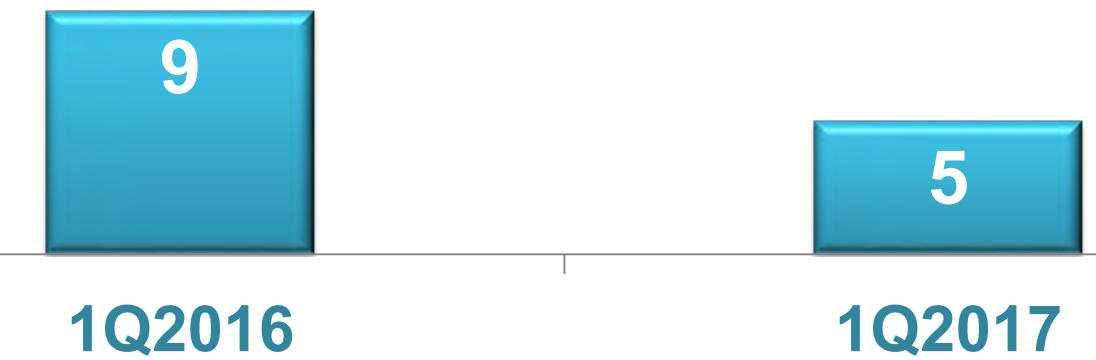
Order Booking Performance (ml TL)



Sales Revenue (ml TL)



EBITDA (ml TL)



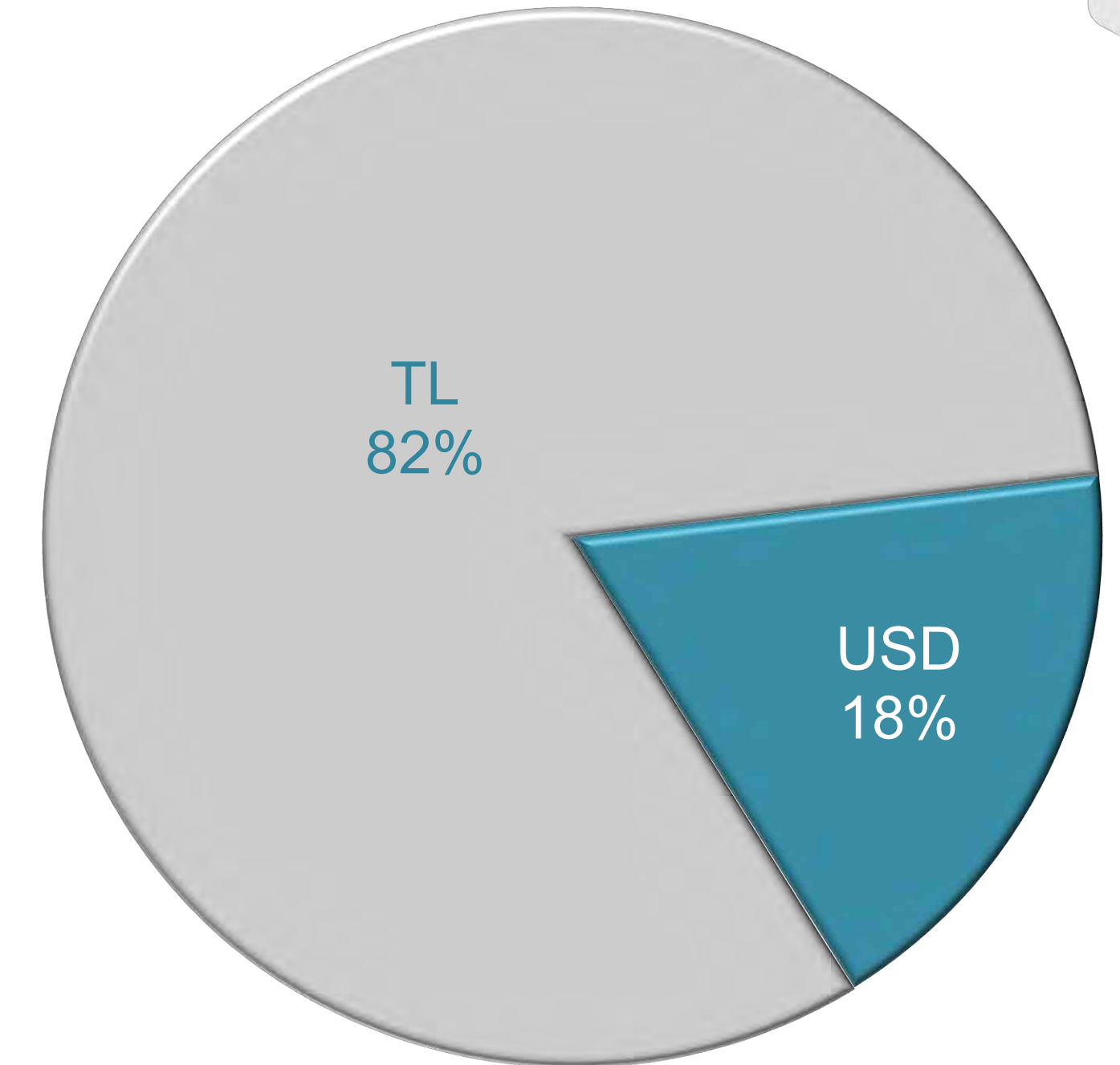
- ✓ Orders booked TL167.3 million (USD 45 million)
- ✓ Order booking performance of international segment up by 79.7% , enterprise segment up by 49.0%

Net Debt

2016	TL	USD
Short Term Debt	349.5	99.3
Credit Interest Accruals	5.4	1.5
Total Debt	354.9	100.8

(TL million)	Consolidated Gross Debt	Cash & Cash Eq.	Net Debt
2016	354.9	115.6	239.2
2015	333.1	226.1	107.0

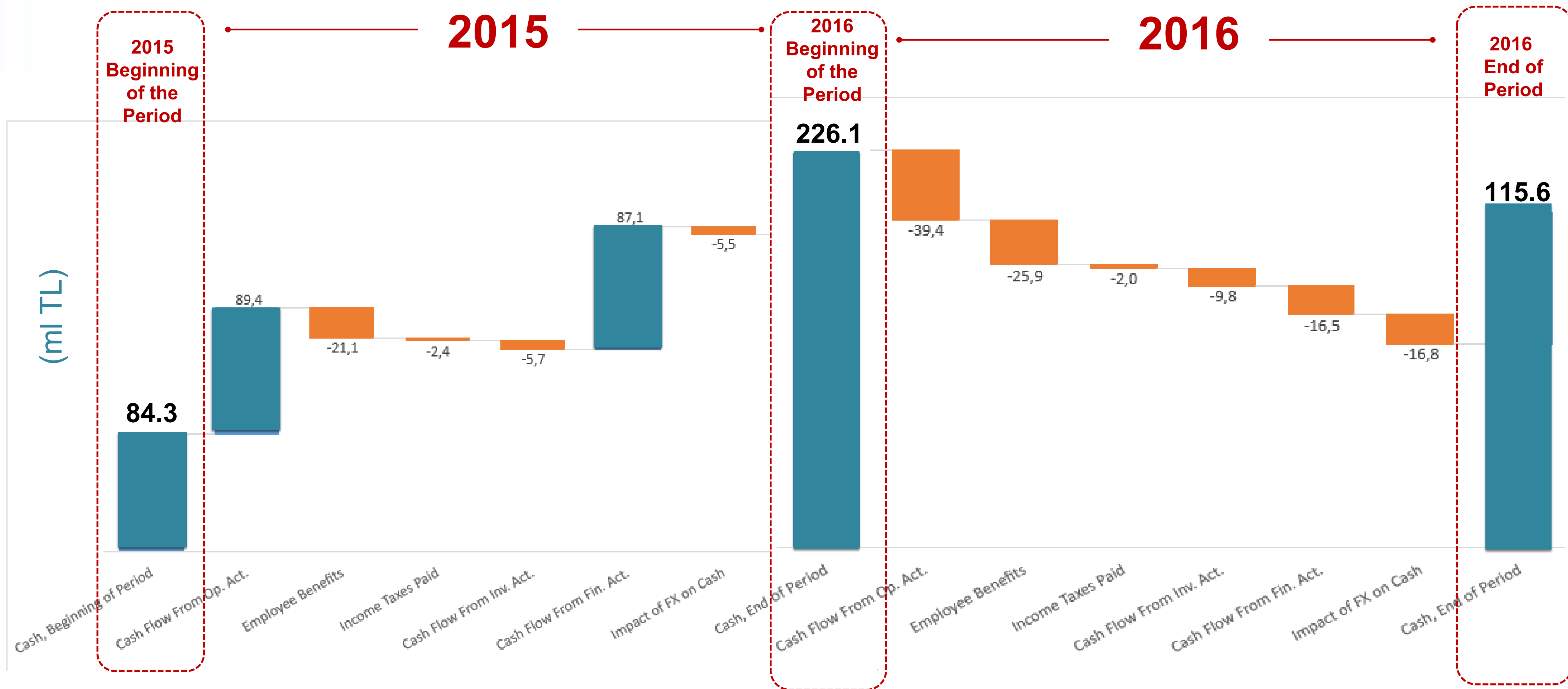
Total Debt Breakdown



As of YE2016;

- ✓ Cash and cash equivalents- TL 115.6 million
- ✓ Net debt position-TL 239.2 million
- ✓ Maturities of financial debts are less than 1 year

Cash Flow Statement





Main Focus Areas

- **Expand vertically in services offerings, homegrown products & software development and realize higher efficiency through optimal resource utilization**
 - Managed and cloud based services through Netas Cyber Operations Center
 - Technology Consultancy and/or solutions delivery in digitalization
 - Local hardware and software development in 4.5/5G mobile broadband
- **Continue to penetrate deeper into existing customers**
- **Increase footprint in existing international markets while penetrating new territories e.g. Middle East**

Market Expectations*

- **Year over year decrease in overall ICT spending in the Turkish market \$18.3B**
- **Stagnation within the Enterprise segment**
- **Fewer new projects in the Public segment**

Key Assumptions

Average TL / USD: \$1 / TL 3.65
Inflation Rate : c.12%

Key Company Metrics

- Order Booking** : TL basis- Significant **order booking growth**- low-to-mid double digit growth
- Revenue** : TL basis- **Revenue growth**- low double digit growth
- EBITDA** : TL basis- **EBITDA growth** – low double digit growth
- Cash** : **Positive cash flow** generation



* Source: Gartner Q4'16 market databook

Appendix

Income Statement

TL Million	2016/12	2015/12	y/y %
Revenue	969.8	1009.0	(3.9%)
Cost of Sales	(835.4)	(895.1)	(6.7%)
Gross Profit	134.4	113.9	18.0%
<i>Gross margin %</i>	<i>13.9%</i>	<i>11.3%</i>	<i>257</i>
Sales, Marketing & Distribution Expenses	(44.4)	(42.6)	4.3%
General Administrative Expenses	(24.4)	(23.8)	2.3%
Research & Development Expenses	-	(4.0)	n/a
Other Income from Operating Activities	4.8	11.1	n/a
Other Expenses from Operating Activities (-)	(50.7)	(30.2)	67.7%
EBIT	68.7	53.2	168.4%
<i>EBIT margin %</i>	<i>7.1%</i>	<i>5.3%</i>	<i>181</i>
EBITDA	91.1	73.5	72.2%
<i>EBITDA margin %</i>	<i>9.4%</i>	<i>7.3%</i>	<i>211</i>

Balance Sheet



(ml TL)	2016/12	2015/12
Cash & Cash Equivalents	115.6	226.1
Trade Receivables	697.7	596.2
Other Receivables	0.5	0.3
Derivative Instruments	0.0	0.1
Inventories	84.0	103.0
Deffered Costs	148.7	99.1
Other Current Assets	76.2	69.2
Total Current Assets	1,122.8	1,094.0
Trade Receivables	88.6	109.5
Property, Plant and Equipment	40.2	40.2
Financial Investments	1.9	0.9
Intangible Assets	105.9	90.0
<i>Goodwill</i>	64.5	53.3
<i>Other intangible assets</i>	41.4	36.7
Associates	5.1	2.6
Deferred Tax Assets	2.3	7.3
Other Non-Current Assets	8.7	8.1
Total Non-Current Assets	252.7	258.7
Total Assets	1,375.5	1,352.6

(ml TL)	2016/12	2015/12
Financial Liabilities	354.9	333.1
Derivative Instruments	2.7	0.0
Trade Payables	240.5	350.1
Other Payables	8.7	12.7
Employee Benefit Obligations	17.8	13.0
Deferred Revenues	59.9	67.3
Provisions	21.2	21.4
Advances Received	78.2	66.8
Current Tax Liabilities	0.3	2.0
Total Current Liabilities	784.1	866.4
Trade Payables	1.9	12.8
Provisions	22.2	20.5
Deferred Tax Liabilities	17.5	15.7
Total Non-Current Liabilities	41.7	49.0
Total Equity	549.7	437.2
Total Liabilities and Shareholders' Equity	1,375.5	1,352.6

NETAS

Cash Flow



(ml TL)	2016/12	2015/12
Profit for the year	18.7	34.3
Adjustments to reconcile income for the period	92.4	60.2
Changes in Working Capital	(150.4)	(5.2)
Cash Flows (Used in) Generated From Operations	(39.4)	89.4
Income Taxes Paid	(2.0)	(2.4)
Payments Related with Provisions for Employee Benefits	(25.9)	(21.1)
Cash flow from investing activities	(9.8)	(5.7)
Cash flow from financing activities	(16.5)	87.1
Cash and Cash Equivalents at The End of The Period	115.6	226.1

Market Overview- System Integrators



	Revenue 2015 (TL)
Netas	1,008,993,097
Koçsistem	690,762,579
Havelsan	498,416,717
Innova	399,209,499
Sentim Bilisim	366,011,262
Atos	354,334,734
Data Market	271,076,698
Bilgikent	167,360,350
Bimsa	164,272,015
Teknoser Bilgisayar	156,413,277
Total Market Size (TRY): 6,353,397,439 (*)	

(*) «Total Market Size» includes top 108 companies' revenues in Systems Integrators segment
Source: M2S's «Turkey's Top 500 ICT Companies» research

NETAS

Thank you

netas.com.tr

f NetasTR t NetasTR ▶ NetasTR

in company/netas N blog.netas.com.tr